





December 11, 2024

TO: Members of the Board of Trustees

FROM: Jeffrey P. Geoghegan, CPA 
Executive Vice President for Finance & Chief Financial Officer

Anne D'Alleva 
Provost and Executive Vice President for Academic Affairs

RE: Academic Year 2025/26 Student Fees for the University of Connecticut, Storrs, and Regional Campuses

RECOMMENDATION:

The Board of Trustees approves increases to select Student Mandatory Fees, Housing Rates, Dining Rates, and Academic Program Fees for Academic Year 25/26, as detailed in the attachments.

RESOLUTION:

“Be it resolved that the University’s Student Fees for Academic Year 25/26 shall be set according to the attached Rate Schedule.”

BACKGROUND:

Institutional Fees

Institutional Fees require central administrative approval and include fees such as Housing and Dining, select mandatory fees (e.g., Infrastructure Maintenance Fee, Transit Fee, etc.), and other specific fees such as late fees, escrow fees, etc.

Housing and Dining:

A rate increase of 2.75% will lead to an additional cost of \$108 per semester or \$216 for the academic year for Housing (Double - lowest cost option) rates on the Storrs campus. The Dining (Value Plan) rate will increase by \$90 per semester or \$180 per academic year. Other housing rates on the Storrs campus will increase from 2.75% to 12%. In Stamford, all rates will increase by 2.75%.

These adjustments to Housing and Dining rates are driven by rising costs for maintaining existing programs and investing in new ones, competition from off-campus housing, and student demand. In addition, select housing rates need to be reset to be reflective of the

improvements made and amenities provided. A full rate schedule, including all housing and dining options, is included.

Infrastructure Maintenance Fee: An increase of \$35 per semester or \$70 per academic year across all campuses. The fee directly supports many University facilities' maintenance costs and payments toward select debt-financed infrastructure improvements. Additional revenues will go towards continued facility and infrastructure improvements while supporting sustainability efforts.

Technology Fee: An increase of \$10 per semester or \$20 per academic year across all campuses. The fee supports various IT services for all students, such as enterprise-wide software products for educational and personal use, over 330 high-tech classrooms and computer lab equipment, wireless capacity in student-centric areas, and media-related library services.

Transit Fee: An increase of \$9 per semester or \$18 per academic year to the Storrs rate. Although the rate has increased in prior years, those revenues have directly funded the State's UPass program. These new revenues will offset rising costs in the University's transit program. The regional campus rate will increase by \$2 per semester or \$4 per academic year.

Student Fees

Student Fees, including those of students, faculty, and administrative representatives, are reviewed and proposed through the Student Activity and Service Fee Advisory Committee (SASFAC). Increases are requested for the General University Fee, Student Health and Wellness Fee, and Student Activity/Student Government Fees.

General University Fee (GUF): An increase of \$49 per semester or \$98 per academic year to the Storrs rate and \$4 per semester or \$8 per academic year to the regional rate. The fee supports student-related programs. These programs are, by definition, supplementary to the University's educational mission and must generate operating revenue through fees or use charges.

Student Health and Wellness (SHaW) Fee: An increase of \$40 per semester or \$80 per academic year to the Storrs rate and \$4 per semester or \$8 per academic year to the regional rate. New revenues will help fund prior year contractual salary increases. The program continues to be subsidized.

Student Activity/Government Fee: An increase up to \$3 per semester or \$6 per academic year to the Storrs rate and \$1 per semester or \$2 per academic year to the regional campus and graduate rate. The rate reflected is the maximum allowable increase. The individual student programs propose Student Activity Fees, with any increase recommended to leadership through the Student Activity and Service Fee Advisory Committee (SASFAC). These fees are not part of the university's operating budget; all revenues go directly to the respective student organizations.

Other Fees

Visa Compliance Fee: An increase of \$100 per semester or \$200 per academic year. This fee is charged on a semester basis to F or J visa-sponsored students. Revenues from this fee provide students with visa compliance advising, support and programming for international students, and the expansion of services. The visa compliance fee has stayed the same since its inception in 2017.

Academic Program Fees

Academic Program fees include specific program or course fees. A committee led by the Provost's Office reviews and proposes them to senior leadership. Academic Program fees apply to all students within a specific program.

School of Business

Recommendation: To approve a fee increase from \$1,150/credit to \$1,200/credit.

- MS Human Resources Management
- Advanced Business Certificate in Health Care Analytics
- Advanced Business Certificate in Health Care Finance and Insurance
- Advanced Business Certificate in Human Resources Management
- Advanced Business Certificate in Information Technology Audit
- Advanced Business Certificate in Digital Marketing Strategy
- Certificate in Corporate and Regulatory Compliance
- Certificate in Global Risk Management
- Long-term Health Care Management Certificate
- Part-time MBA
- Online MBA, MBA

Recommendation: To approve a fee increase from \$1,075/credit to \$1,125/credit.

- MS in Accounting
- Accounting Fundamentals Certificate
- Advanced Business Certificate in Accounting Analytics

UNIVERSITY OF CONNECTICUT
Undergraduate Schedule of Full-time Tuition and Common Fees

	FY25			FY26 Proposed		
	<u>Resident</u>	<u>Non-Resident</u>	<u>NE Regional</u>	<u>Resident</u>	<u>Non-Resident</u>	<u>NE Regional</u>
STORRS						
Tuition	\$ 17,010	\$ 39,678	\$ 26,028	\$ 17,010	\$ 39,678	\$ 26,028
General University Fee	1,570	1,570	1,570	1,668	1,668	1,668
Student Health Services	776	776	776	856	856	856
Student Recreation Center Fee	500	500	500	500	500	500
Infrastructure Maintenance Fee	618	618	618	688	688	688
Student Activity Fee	192	192	192	198	198	198
Technology Fee	184	184	184	204	204	204
Transit Fee	194	194	194	212	212	212
Total, Commuting Student	\$ 21,044	\$ 43,712	\$ 30,062	\$ 21,336	\$ 44,004	\$ 30,354
Room Fee (Double)	7,850	7,850	7,850	8,066	8,066	8,066
Board Fee (Value)	6,530	6,530	6,531	6,710	6,710	6,710
Total, Dormitory Student	\$ 35,424	\$ 58,092	\$ 44,443	\$ 36,112	\$ 58,780	\$ 45,130
EVERETT						
Tuition	\$ 17,010	\$ 39,678	\$ 26,028	\$ 17,010	\$ 39,678	\$ 26,028
General University Fee	124	124	124	132	132	132
Student Health Services	80	80	80	88	88	88
Infrastructure Maintenance Fee	618	618	618	688	688	688
Student Government	70	70	70	72	72	72
Transit Fee	54	54	54	58	58	58
Technology Fee	184	184	184	204	204	204
Total	\$ 18,140	\$ 40,808	\$ 27,158	\$ 18,252	\$ 40,920	\$ 27,270
HARTFORD						
Tuition	\$ 17,010	\$ 39,678	\$ 26,028	\$ 17,010	\$ 39,678	\$ 26,028
General University Fee	124	124	124	132	132	132
Student Health Services	80	80	80	88	88	88
Infrastructure Maintenance Fee	618	618	618	688	688	688
Student Government	60	60	60	62	62	62
Transit Fee	54	54	54	58	58	58
Technology Fee	184	184	184	204	204	204
Total	\$ 18,130	\$ 40,798	\$ 27,148	\$ 18,242	\$ 40,910	\$ 27,260

UNIVERSITY OF CONNECTICUT
Undergraduate Schedule of Full-time Tuition and Common Fees

	FY25			FY26 Proposed		
	<u>Resident</u>	<u>Non-Resident</u>	<u>NE Regional</u>	<u>Resident</u>	<u>Non-Resident</u>	<u>NE Regional</u>
STAMFORD						
Tuition	\$ 17,010	\$ 39,678	\$ 26,028	\$ 17,010	\$ 39,678	\$ 26,028
General University Fee	124	124	124	132	132	132
Student Health Services	80	80	80	88	88	88
Infrastructure Maintenance Fee	618	618	618	688	688	688
Student Government	80	80	80	82	82	82
Transit Fee	54	54	54	58	58	58
Technology Fee	184	184	184	204	204	204
Total, Commuting Student	18,150	40,818	27,168	18,262	\$ 40,930	27,280
Room Fee (Stamford Rate 1)	11,698	11,698	11,698	12,020	12,020	12,020
Total, Dormitory Student	\$ 29,848	\$ 52,516	\$ 38,866	\$ 30,282	\$ 52,950	\$ 39,300
WATERBURY						
Tuition	\$ 17,010	\$ 39,678	\$ 26,028	\$ 17,010	\$ 39,678	\$ 26,028
General University Fee	124	124	124	132	132	132
Student Health Services	80	80	80	88	88	88
Infrastructure Maintenance Fee	618	618	618	688	688	688
Student Government	70	70	70	72	72	72
Transit Fee	54	54	54	58	58	58
Technology Fee	184	184	184	204	204	204
Total	\$ 18,140	\$ 40,808	\$ 27,158	\$ 18,252	\$ 40,920	\$ 27,270
PHARMACY (Pharm. D.)						
Tuition	\$ 29,842	\$ 58,014	\$ 48,480	\$ 29,842	\$ 58,014	\$ 48,480
General University Fee	1,570	1,570	1,570	1,668	1,668	1,668
Student Health Services	776	776	776	856	856	856
Student Recreation Center Fee	500	500	500	500	500	500
Infrastructure Maintenance Fee	618	618	618	688	688	688
Technology Fee	184	184	184	204	204	204
Student Activity Fee	192	192	192	198	198	198
Transit Fee	194	194	194	212	212	212
Total, Commuting Student	\$ 33,876	\$ 62,048	\$ 52,514	\$ 34,168	\$ 62,340	\$ 52,806
Room Fee (Double)	7,850	7,850	7,850	8,066	8,066	8,066
Board Fee (Value)	6,530	6,530	6,531	6,710	6,710	6,710
Total, Dormitory Student	\$ 48,256	\$ 76,428	\$ 66,895	\$ 48,944	\$ 77,116	\$ 67,582

UNIVERSITY OF CONNECTICUT
Graduate Schedule of Full-time Tuition and Common Fees

	FY25			FY26 Proposed		
	<u>Resident</u>	<u>Non-Resident</u>	<u>NE Regional</u>	<u>Resident</u>	<u>Non-Resident</u>	<u>NE Regional</u>
STORRS						
Tuition	\$ 19,512	\$ 41,424	\$ 30,408	\$ 19,512	\$ 41,424	\$ 30,408
General University Fee	1,072	1,072	1,072	1,170	1,170	1,170
Student Health Services	776	776	776	856	856	856
Student Recreation Center Fee	400	400	400	400	400	400
Infrastructure Maintenance Fee	618	618	618	688	688	688
Student Activity Fee	32	32	32	34	34	34
Graduate Matriculation Fee	84	84	84	84	84	84
Transit Fee	194	194	194	212	212	212
Technology Fee	184	184	184	204	204	204
Total, Commuting Student	\$ 22,872	\$ 44,784	\$ 33,768	\$ 23,160	\$ 45,072	\$ 34,056
Room Fee (Rate 4)	9,830	9,830	9,830	10,616	10,616	10,616
Board Fee (Value)	6,530	6,530	6,530	6,710	6,710	6,530
Total, Dormitory Student	\$ 39,232	\$ 61,144	\$ 50,128	\$ 40,487	\$ 62,399	\$ 51,202
STORRS-DPT (PHYSICAL THERAPY)						
Tuition	\$ 24,970	\$ 46,900	\$ 35,854	\$ 24,970	\$ 46,900	\$ 35,854
General University Fee	1,072	1,072	1,072	1,170	1,170	1,170
Student Health Services	776	776	776	856	856	856
Student Recreation Center Fee	400	400	400	400	400	400
Infrastructure Maintenance Fee	618	618	618	688	688	688
Student Activity Fee	32	32	32	34	34	34
Graduate Matriculation Fee	84	84	84	84	84	84
Transit Fee	194	194	194	212	212	212
Technology Fee	184	184	184	204	204	204
Total, Commuting Student	\$ 28,330	\$ 50,260	\$ 39,214	\$ 28,618	\$ 50,548	\$ 39,502
Room Fee (Rate 4)	9,830	9,830	9,830	10,616	10,616	10,616
Board Fee (Value)	6,530	6,530	6,530	6,710	6,710	6,530
Total, Dormitory Student	\$ 44,690	\$ 66,620	\$ 55,574	\$ 45,945	\$ 67,875	\$ 56,648
LAW SCHOOL-Day						
Tuition	\$ 30,354	\$ 61,396	\$ 51,786	\$ 30,354	\$ 61,396	\$ 51,786
General University Fee	124	124	124	132	132	132
Infrastructure Maintenance Fee	618	618	618	688	688	688
Student Activity Fee*	164	164	164	166	166	166
Transit Fee	64	64	64	58	58	58
Technology Fee	184	184	184	204	204	204
Total	\$ 31,508	\$ 62,550	\$ 52,940	\$ 31,602	\$ 62,644	\$ 53,034
SOCIAL WORK						
Tuition	\$ 19,512	\$ 41,424	\$ 30,408	\$ 19,512	\$ 41,424	\$ 30,408
General University Fee	124	124	124	132	132	132
Infrastructure Maintenance Fee	618	618	618	688	688	688
Graduate Matriculation Fee	84	84	84	84	84	84
Student Activity Fee*	50	50	50	52	52	52
Transit Fee	64	64	64	58	58	58
Technology Fee	184	184	184	204	204	204
Total	\$ 20,636	\$ 42,548	\$ 31,532	\$ 20,730	\$ 42,642	\$ 31,626

UNIVERSITY OF CONNECTICUT
Graduate Schedule of Full-time Tuition and Common Fees

	FY25			FY26 Proposed		
STAMFORD Ph. D.						
Tuition	\$ 23,012	\$ 41,424	\$ 36,530	\$ 23,012	\$ 41,424	\$ 36,530
General University Fee	124	124	124	132	132	132
Infrastructure Maintenance Fee	618	618	618	688	688	688
Graduate Matriculation Fee	84	84	84	84	84	84
Transit Fee	64	64	64	58	58	58
Technology Fee	184	184	184	204	204	204
Total	\$ 24,086	\$ 42,498	\$ 37,604	\$ 24,178	\$ 42,590	\$ 37,696
LAW SCHOOL-Evening						
Tuition	\$ 22,160	\$ 44,180	\$ 37,440	\$ 22,160	\$ 44,180	\$ 37,440
General University Fee	124	124	124	132	132	132
Infrastructure Maintenance Fee	618	618	618	688	688	688
Student Activity Fee*	164	164	164	166	166	166
Transit Fee	64	64	64	58	58	58
Technology Fee	184	184	184	204	204	204
Total	\$ 23,314	\$ 45,334	\$ 38,594	\$ 23,408	\$ 45,428	\$ 38,688
LAW SCHOOL-SJD						
Tuition	\$ 10,538	\$ 18,902	\$ 17,108	\$ 10,538	\$ 18,902	\$ 17,108
General University Fee	124	124	124	132	132	132
Infrastructure Maintenance Fee	618	618	618	688	688	688
Student Activity Fee*	164	164	164	166	166	166
Transit Fee	64	64	64	58	58	58
Technology Fee	184	184	184	204	204	204
Total	\$ 11,692	\$ 20,056	\$ 18,262	\$ 11,786	\$ 20,150	\$ 18,356

*Student Activity Fee increase by \$2, capped amount increase.

UNIVERSITY OF CONNECTICUT
Tuition Rates Per Credit

Credits	Undergraduate			Graduate / Social Work			Law - Day Division			Law - Evening Division		
	Resident	Non-Resid	NE Reg	Resident	Non-Resid	NE Reg	Resident	Non-Resid	NE Reg	Resident	Non-Resid	NE Reg
<u>2024-25</u>												
1	709	1,654	1,085	1,084	2,302	1,690	1,265	2,559	2,158	1,059	2,142	1,807
2	1,418	3,308	2,170	2,168	4,604	3,380	2,530	5,118	4,316	2,118	4,284	3,614
3	2,127	4,962	3,255	3,252	6,906	5,070	3,795	7,677	6,474	3,177	6,426	5,421
4	2,836	6,616	4,340	4,336	9,208	6,760	5,060	10,236	8,632	4,236	8,568	7,228
5	3,545	8,270	5,425	5,420	11,510	8,450	6,325	12,795	10,790	5,295	10,710	9,035
6	4,254	9,924	6,510	6,504	13,812	10,140	7,590	15,354	12,948	6,354	12,852	10,842
7	4,963	11,578	7,595	7,588	16,114	11,830	8,855	17,913	15,106	7,413	14,994	12,649
8	5,672	13,232	8,680	8,672	18,416	13,520	10,120	20,472	17,264	8,472	17,136	14,456
9	6,381	14,886	9,765	9,756	20,712	15,204	11,385	23,031	19,422	9,531	19,278	16,263
10	7,090	16,540	10,850				12,650	25,590	21,580	10,590	21,420	18,070
11	7,799	18,194	11,935				13,915	28,149	23,738			
12	8,505	19,839	13,014				15,177	30,698	25,893			
annual - full time	17,010	39,678	26,028	19,512	41,424	30,408	30,354	61,396	51,786	21,180	42,840	36,140
<u>2025-26</u>												
1	709	1,654	1,085	1,084	2,302	1,690	1,265	2,559	2,158	1,059	2,142	1,807
2	1,418	3,308	2,170	2,168	4,604	3,380	2,530	5,118	4,316	2,118	4,284	3,614
3	2,127	4,962	3,255	3,252	6,906	5,070	3,795	7,677	6,474	3,177	6,426	5,421
4	2,836	6,616	4,340	4,336	9,208	6,760	5,060	10,236	8,632	4,236	8,568	7,228
5	3,545	8,270	5,425	5,420	11,510	8,450	6,325	12,795	10,790	5,295	10,710	9,035
6	4,254	9,924	6,510	6,504	13,812	10,140	7,590	15,354	12,948	6,354	12,852	10,842
7	4,963	11,578	7,595	7,588	16,114	11,830	8,855	17,913	15,106	7,413	14,994	12,649
8	5,672	13,232	8,680	8,672	18,416	13,520	10,120	20,472	17,264	8,472	17,136	14,456
9	6,381	14,886	9,765	9,756	20,712	15,204	11,385	23,031	19,422	9,531	19,278	16,263
10	7,090	16,540	10,850				12,650	25,590	21,580	10,590	21,420	18,070
11	7,799	18,194	11,935				13,915	28,149	23,738			
12	8,505	19,839	13,014				15,177	30,698	25,893			
annual - full time	17,010	39,678	26,028	19,512	41,424	30,408	30,354	61,396	51,786	21,180	42,840	36,140

UNIVERSITY OF CONNECTICUT
Tuition Rates Per Credit

Credits	Stamford Ph.D			Pharmacy (Pharm.D.)			Physical Therapy (DPT)			SJD Law		
	Resident	Non-Resid	NE Reg	Resident	Non-Resid	NE Reg	Resident	Non-Resid	NE Reg	Resident	Non-Resid	NE Reg
<u>2024-25</u>												
1	1,279	2,302	2,030	1,658	3,223	2,694	1,388	2,606	1,992	586	1,051	951
2	2,558	4,604	4,060	3,316	6,446	5,388	2,776	5,212	3,984	1,172	2,102	1,902
3	3,837	6,906	6,090	4,974	9,669	8,082	4,164	7,818	5,976	1,758	3,153	2,853
4	5,116	9,208	8,120	6,632	12,892	10,776	5,552	10,424	7,968	2,344	4,204	3,804
5	6,395	11,510	10,150	8,290	16,115	13,470	6,940	13,030	9,960	2,930	5,255	4,755
6	7,674	13,812	12,180	9,948	19,338	16,164	8,328	15,636	11,952	3,516	6,306	5,706
7	8,953	16,114	14,210	11,606	22,561	18,858	9,716	18,242	13,944	4,102	7,357	6,657
8	10,232	18,416	16,240	13,264	25,784	21,552	11,104	20,848	15,936	4,688	8,408	7,608
9	11,506	20,712	18,265	14,921	29,007	24,240	12,485	23,450	17,927	5,269	9,451	8,554
10												
11												
12												
annual - full time	23,012	41,424	36,530	29,842	58,014	48,480	24,970	46,900	35,854	10,538	18,902	17,108
<u>2025-26</u>												
1	1,279	2,302	2,030	1,658	3,223	2,694	1,388	2,606	1,992	586	1,051	951
2	2,558	4,604	4,060	3,316	6,446	5,388	2,776	5,212	3,984	1,172	2,102	1,902
3	3,837	6,906	6,090	4,974	9,669	8,082	4,164	7,818	5,976	1,758	3,153	2,853
4	5,116	9,208	8,120	6,632	12,892	10,776	5,552	10,424	7,968	2,344	4,204	3,804
5	6,395	11,510	10,150	8,290	16,115	13,470	6,940	13,030	9,960	2,930	5,255	4,755
6	7,674	13,812	12,180	9,948	19,338	16,164	8,328	15,636	11,952	3,516	6,306	5,706
7	8,953	16,114	14,210	11,606	22,561	18,858	9,716	18,242	13,944	4,102	7,357	6,657
8	10,232	18,416	16,240	13,264	25,784	21,552	11,104	20,848	15,936	4,688	8,408	7,608
9	11,506	20,712	18,265	14,921	29,007	24,240	12,485	23,450	17,927	5,269	9,451	8,554
10												
11												
12												
annual - full time	23,012	41,424	36,530	29,842	58,014	48,480	24,970	46,900	35,854	10,538	18,902	17,108

**UNIVERSITY OF CONNECTICUT
Fee Charges**

Per Semester															
Infrastructure Maintenance Fee		General University Fee					Student Rec Center Fee (Storrs Only)		Student Health Services			Technology Fee			
Credits	Undergrad	Grad	Storrs		Off-Campus	Other Reg	Undergrad	Grad	(UG Storrs)	(UG	Student Health Services (Grad Storrs)	Undergrad	Grad	Summer / Intersession /Non-degree	
			Undergrad	Storrs Grad (c)	Grad (a)	Campus (a)				Regional)					
2024-25															
1	155	155	393	268	62	62	250	200	194	40	194	92	92	30	
2	155	155	393	268	62	62	250	200	194	40	194	92	92	30	
3	155	155	393	268	62	62	250	200	194	40	194	92	92	30	
4	155	155	393	268	62	62	250	200	194	40	194	92	92	30	
5	309	309	785	536	62	62	250	200	388	40	388	92	92	30	
6	309	309	785	536	62	62	250	200	388	40	388	92	92	30	
7	309	309	785	536	62	62	250	200	388	40	388	92	92	30	
8	309	309	785	536	62	62	250	200	388	40	388	92	92	30	
9	309	309	785	536	62	62	250	200	388	40	388	92	92	30	
10	309	309	785	536	62	62	250	200	388	40	388	92	92	30	
11	309	309	785	536	62	62	250	200	388	40	388	92	92	30	
12	309	309	785	536	62	62	250	200	388	40	388	92	92	30	
13	309	309	785	536	62	62	250	200	388	40	388	92	92	30	
2025-26															
1	172	172	417	293	66	66	250	200	214	44	214	102	102	30	
2	172	172	417	293	66	66	250	200	214	44	214	102	102	30	
3	172	172	417	293	66	66	250	200	214	44	214	102	102	30	
4	172	172	417	293	66	66	250	200	214	44	214	102	102	30	
5	344	344	834	585	66	66	250	200	428	44	428	102	102	30	
6	344	344	834	585	66	66	250	200	428	44	428	102	102	30	
7	344	344	834	585	66	66	250	200	428	44	428	102	102	30	
8	344	344	834	585	66	66	250	200	428	44	428	102	102	30	
9	344	344	834	585	66	66	250	200	428	44	428	102	102	30	
10	344	344	834	585	66	66	250	200	428	44	428	102	102	30	
11	344	344	834	585	66	66	250	200	428	44	428	102	102	30	
12	344	344	834	585	66	66	250	200	428	44	428	102	102	30	
13	344	344	834	585	66	66	250	200	428	44	428	102	102	30	

(a) The General University Fees for SSW, MPA HFTD, Law Day/Eve, Full Time MBA as well as for the other regional campuses are not prorated per credit.

(b) Law School summer and winter charges per credit are based on the evening division tuition plus prorated General University Fee.

(c) Executive MBA program at \$90,000 AY26

Undergraduate and Graduate students taking four or fewer credits pay 50% of the associated campus rate for the General University Fee, Student Health and Wellness Fee, and Infrastructure Maintenance Fee.

Non-Degree students pay the regional campus rate for mandatory fees

**UNIVERSITY OF CONNECTICUT
Fee Charges By Credit**

Per Credit		
Online Fee	Storrs Non-Degree Fall/Spring	Summer, Intersession and Winter Session

Credits	Grad and Non-degree, & all students in intersessions and summer sessions	Undergrad Non-Degree and BGS, BPS	Grad	Undergrad	Grad
2024-25					
1	25	709	1,084	709	1,084
2	25	1,418	2,168	1,418	2,168
3	25	2,127	3,252	2,127	3,252
4	25	2,836	4,336	2,836	4,336
5	25	3,545	5,420	3,545	5,420
6	25	4,254	6,504	4,254	6,504
7	25	4,963	7,588	4,963	7,588
8	25	5,672	8,672	5,672	8,672
9	25	6,381	9,756	6,381	9,756
10	25	7,090		7,090	10,840
11	25	7,799		7,799	11,924
12	25	8,505		8,505	13,008
13	25			9,217	14,092

"Pop-Up" Courses are offered to matriculated students during summer session at no-cost

2025.26					
1	25	709	1,084	709	1,084
2	25	1,418	2,168	1,418	2,168
3	25	2,127	3,252	2,127	3,252
4	25	2,836	4,336	2,836	4,336
5	25	3,545	5,420	3,545	5,420
6	25	4,254	6,504	4,254	6,504
7	25	4,963	7,588	4,963	7,588
8	25	5,672	8,672	5,672	8,672
9	25	6,381	9,756	6,381	9,756
10	25	7,090		7,090	10,840
11	25	7,799		7,799	11,924
12	25	8,505		8,505	13,008
13	25			9,217	14,092

**UNIVERSITY OF CONNECTICUT
Program Fee Charges By Credit**

Credits	Master of Engineering	Master in Data Science	Nursing - Doctorate in Nursing (PM/DNP)	Nursing - Practitioner (AGPCNP/AG ACNP/FNP/NP)	Nursing - Certificate (NPE,HN,PM, HI,DC,LSPR)	Nursing - Certificate Entry in Nursing BS (CEIN_BS)	Social Work Extension	Social Work MS Online	Neag - UCAPP	Survey Research, MPA Fellows, Nonprofit Management and Leadership & Public Management	Online Graduate Certificates and Programs, GIS and Post Secondary Disability Cert
2024-25											
1	1,300	1,325	1,200	1,200	925	867	1,084	880	970	1,000	925
2	2,600	2,650	2,400	2,400	1,850	1,734	2,168	1,760	1,940	2,000	1,850
3	3,900	3,975	3,600	3,600	2,775	2,601	3,252	2,640	2,910	3,000	2,775
4	5,200	5,300	4,800	4,800	3,700	3,468	4,336	3,520	3,880	4,000	3,700
5	6,500	6,625	6,000	6,000	4,625	4,335	5,420	4,400	4,850	5,000	4,625
6	7,800	7,950	7,200	7,200	5,550	5,202	6,504	5,280	5,820	6,000	5,550
7	9,100	9,275	8,400	8,400	6,475	6,069	7,588	6,160	6,790	7,000	6,475
8	10,400	10,600	9,600	9,600	7,400	6,936	8,672	7,040	7,760	8,000	7,400
9	11,700	11,925	10,800	10,800	8,325	7,803	9,756	7,920	8,730	9,000	8,325
10	13,000	13,250	12,000	12,000	9,250	8,670	10,840	8,800	9,700	10,000	9,250
11	14,300	14,575	13,200	13,200	10,175	9,537	11,924	9,680	10,670	11,000	10,175
12	15,600	15,900	14,400	14,400	11,100	10,404	13,008	10,560	11,640	12,000	11,100
13	16,900	17,225	15,600	15,600	12,025	11,271	14,092	11,440	12,610	13,000	12,025
2025-26											
1	1,300	1,325	1,200	1,200	925	867	1,084	880	970	1,000	925
2	2,600	2,650	2,400	2,400	1,850	1,734	2,168	1,760	1,940	2,000	1,850
3	3,900	3,975	3,600	3,600	2,775	2,601	3,252	2,640	2,910	3,000	2,775
4	5,200	5,300	4,800	4,800	3,700	3,468	4,336	3,520	3,880	4,000	3,700
5	6,500	6,625	6,000	6,000	4,625	4,335	5,420	4,400	4,850	5,000	4,625
6	7,800	7,950	7,200	7,200	5,550	5,202	6,504	5,280	5,820	6,000	5,550
7	9,100	9,275	8,400	8,400	6,475	6,069	7,588	6,160	6,790	7,000	6,475
8	10,400	10,600	9,600	9,600	7,400	6,936	8,672	7,040	7,760	8,000	7,400
9	11,700	11,925	10,800	10,800	8,325	7,803	9,756	7,920	8,730	9,000	8,325
10	13,000	13,250	12,000	12,000	9,250	8,670	10,840	8,800	9,700	10,000	9,250
11	14,300	14,575	13,200	13,200	10,175	9,537	11,924	9,680	10,670	11,000	10,175
12	15,600	15,900	14,400	14,400	11,100	10,404	13,008	10,560	11,640	12,000	11,100
13	16,900	17,225	15,600	15,600	12,025	11,271	14,092	11,440	12,610	13,000	12,025

**UNIVERSITY OF CONNECTICUT
Program Fee Charges By Credit**

Credits	Business MSFRM / FINTECH per credit	Business (PTMBA) / (MSHRM) per credit	Business MSBAPM, ABCBA and ABCPM per credit	Business MSA per credit	Business Accounting Certificate Program (ACP)	Business Fee-Based Programs (Other) Non ACP- Per Credit	Music Performer's Certificate	LL.M. INSURANCE LAW	LL.M. U.S. Legal LAW, Executive LLM, LLM-Energy & Environmental Law & LLM-Human Rights & Social Justice, LLM in Governance, Risk Management and Compliance
2024-25									
1	1,500	1,150	1,200	1,075	1,075	1,150	925	1,326	1,326
2	3,000	2,300	2,400	2,150	2,150	2,300	1,850	2,652	2,652
3	4,500	3,450	3,600	3,225	3,225	3,450	2,775	3,978	3,978
4	6,000	4,600	4,800	4,300	4,300	4,600	3,700	5,304	5,304
5	7,500	5,750	6,000	5,375	5,375	5,750	4,625	6,630	6,630
6	9,000	6,900	7,200	6,450	6,450	6,900	5,550	7,956	7,956
7	10,500	8,050	8,400	7,525	7,525	8,050	6,475	9,282	9,282
8	12,000	9,200	9,600	8,600	8,600	9,200	7,400	10,608	10,608
9	13,500	10,350	10,800	9,675	9,675	10,350	8,325	11,934	11,934
10	15,000	11,500	12,000	10,750	10,750	11,500	9,250	13,260	13,260
11	16,500	12,650	13,200	11,825	11,825	12,650	10,175	14,586	14,586
12	18,000	13,800	14,400	12,900	12,900	13,800	11,100	15,912	15,912
13	19,500	14,950	15,600	13,975	13,975	14,950	12,025	17,238	17,238

Note: The University also offers an Executive MBA program at \$90,000

2025-26									
1	1,500	1,200	1,200	1,125	1,125	1,200	925	1,326	1,326
2	3,000	2,400	2,400	2,250	2,250	2,400	1,850	2,652	2,652
3	4,500	3,600	3,600	3,375	3,375	3,600	2,775	3,978	3,978
4	6,000	4,800	4,800	4,500	4,500	4,800	3,700	5,304	5,304
5	7,500	6,000	6,000	5,625	5,625	6,000	4,625	6,630	6,630
6	9,000	7,200	7,200	6,750	6,750	7,200	5,550	7,956	7,956
7	10,500	8,400	8,400	7,875	7,875	8,400	6,475	9,282	9,282
8	12,000	9,600	9,600	9,000	9,000	9,600	7,400	10,608	10,608
9	13,500	10,800	10,800	10,125	10,125	10,800	8,325	11,934	11,934
10	15,000	12,000	12,000	11,250	11,250	12,000	9,250	13,260	13,260
11	16,500	13,200	13,200	12,375	12,375	13,200	10,175	14,586	14,586
12	18,000	14,400	14,400	13,500	13,500	14,400	11,100	15,912	15,912
13	19,500	15,600	15,600	14,625	14,625	15,600	12,025	17,238	17,238

UNIVERSITY OF CONNECTICUT

Fee Summary - Tier II

	FY25	FY26	\$ Change	% Change	Note
Acceptance Fees					
Enrollment Deposit	\$ 400	\$ 400	\$ -	0.0%	
Law (day and evening)	\$ 250	\$ 250	\$ -	0.0%	
Law LLM	\$ 500	\$ 500	\$ -	0.0%	
Law SJD	\$ 500	\$ 500	\$ -	0.0%	
Executive MBA	\$ 1,800	\$ 1,800	\$ -	0.0%	
Full-time MBA	\$ 500	\$ 500	\$ -	0.0%	
Business BAPM	\$ 500	\$ 500	\$ -	0.0%	
Business MDFRM	\$ 500	\$ 500	\$ -	0.0%	
Certification in Risk Management	\$ 500	\$ 500	\$ -	0.0%	
Business MS HR Management	\$ 500	\$ 500	\$ -	0.0%	
Business ABC HR Management	\$ 100	\$ 100	\$ -	0.0%	
Social Work (MS)	\$ 60	\$ 60	\$ -	0.0%	
Doctor of Physical Therapy	\$ 1,000	\$ 1,000	\$ -	0.0%	
Nursing (MS)	\$ 1,000	\$ 1,000	\$ -	0.0%	
Nursing (MD/DMP)	\$ 1,000	\$ 1,000	\$ -	0.0%	
Nursing (DNP)	\$ 1,000	\$ 1,000	\$ -	0.0%	
Nursing (PhD)	\$ 1,000	\$ 1,000	\$ -	0.0%	
Nursing (CEIN)	\$ 1,000	\$ 1,000	\$ -	0.0%	
Activity Fees					
Storrs Graduate	\$ 16	\$ 16	\$ -	0.0%	
Law (day and evening)	\$ 82	\$ 83	\$ 1	0.0%	
Law LLM	\$ 82	\$ 83	\$ 1	0.0%	
Social Work	\$ 25	\$ 26	\$ 1	0.0%	
Summer Session (undergrad/graduate)*	\$ 16	\$ -	\$ (16)	0.0%	FY26 Only
Application Fees					
Storrs Undergraduate	\$ 80	\$ 80	\$ -	0.0%	
Regionals Undergraduate	\$ 80	\$ 80	\$ -	0.0%	
Law (day and evening)	\$ 60	\$ 60	\$ -	0.0%	
Law SJD	\$ 100	\$ 100	\$ -	0.0%	
Law LLM	\$ 75	\$ 75	\$ -	0.0%	
Social Work	\$ 55	\$ 55	\$ -	0.0%	
BGS	\$ 95	\$ 95	\$ -	0.0%	
Graduate	\$ 75	\$ 75	\$ -	0.0%	
Study Abroad	\$ 25	\$ 25	\$ -	0.0%	
Bad Check Charge	\$ 30	\$ 30	\$ -	0.0%	
Continuous Registration Fees					
Storrs Campus & Law Students	\$ 400	\$ 400	\$ -	0.0%	
Regional Campus Students	\$ 100	\$ 100	\$ -	0.0%	
Course Credit by Exam - Storrs	\$ 10	\$ 10	\$ -	0.0%	
German Section Admin Charge (summer)	\$ 350	\$ 350	\$ -	0.0%	
ID Card Replacement	\$ 30	\$ 30	\$ -	0.0%	
Late Fees					
Storrs Undergrad	\$ 150	\$ 150	\$ -	0.0%	
Storrs Graduate, MBA	\$ 150	\$ 150	\$ -	0.0%	
Law	\$ 150	\$ 150	\$ -	0.0%	
Social Work Step	\$ 150	\$ 150	\$ -	0.0%	
Social Work	\$ 150	\$ 150	\$ -	0.0%	
Materials Fees - Majors (per semester)					
Post-Baccalaureate Certificate in Pre-Medicine / Dentistry	\$ 1,500	\$ 1,500	\$ -	0.0%	

UNIVERSITY OF CONNECTICUT

Fee Summary - Tier II

	FY25		FY26		\$ Change		% Change		Note
Reinstatement Fees									
Storrs - Graduate & MBA	\$ 65	\$	\$ 65	\$	-		0.0%		
Law	\$ 10	\$	\$ 10	\$	-		0.0%		
Senior Citizen Audit Fee - Credit Ext.	\$ 15	\$	\$ 15	\$	-		0.0%		
Social Work Enrollment Fee Step Program	\$ 45	\$	\$ 45	\$	-		0.0%		
Study Abroad - All	\$ 475	\$	\$ 475	\$	-		0.0%		
Summer Enrollment Fees									
Degree	\$ 45	\$	\$ 45	\$	-		0.0%		
Non-Degree	\$ 65	\$	\$ 65	\$	-		0.0%		
Other Fees									
VISA Compliance Fee	\$ 700	\$	\$ 900	\$	200		28.6%		
Barnes and Noble First Day (waivable)	\$ 285	\$	\$ 285	\$	-		0.0%		

*Will not be charged in FY26 as the fee and programming are being evaluated

University of Connecticut
Summary of Recommended adjustments to Housing and Dining Rates

Storrs Campus Rates				
Rate	Room Type	FY25	FY26	Dollar Increase
Rate 1	Regular Double	\$7,850	\$8,066	\$216
Rate 1	Triple Traditional Residence Hall	\$7,850	\$8,066	
Rate 1	Quad Four Person Room	\$7,850	\$8,066	
Rate 1	Northwood Apartments (Double in 2 Bedroom/3 Person)	\$7,850	\$8,066	
Rate 2	Werth Hall Double	\$8,228	\$8,886	\$658
Rate 3	Busby/Garrigus Suites Triples	\$8,628	\$9,318	\$690
Rate 4	Busby/Garrigus/South Suites Double	\$9,830	\$10,616	\$786
Rate 4	Husky Village	\$9,830	\$10,616	
Rate 4	Northwood Apartments (Single in 2 Bed/2 Person)	\$9,830	\$10,616	
Rate 4	Regular Single	\$9,830	\$10,616	
Rate 4	Shippee C Section	\$9,830	\$10,616	
Rate 5	Werth Hall Single	\$9,984	\$11,182	\$1,198
Rate 5	New South Campus Single (New)	\$9,984	\$11,182	
Rate 6	Busby/Garrigus/South Suites Single	\$10,476	\$11,733	\$1,257
Rate 6	Charter Oak/Hilltop Apartments 2 Bedroom/4 Person	\$10,476	\$11,733	
Rate 6	Hilltop Apartments Double Efficiency	\$10,476	\$11,733	
Rate 6	New South Campus (Single, Semi Suite Single, Full Suite Double)	\$10,476	\$11,733	
Rate 7	Charter Oak/Hilltop Apartments 4 Bedroom/4 Person	\$13,226	\$13,887	\$661
Rate 8	Charter Oak/Hilltop Apartments – 2 Bedroom/2 Person (new)	\$15,662	\$16,092	\$431

Stamford Campus Rates - Board not required				
Rate	Room Type	FY25	FY26	Dollar Increase
Stamford Rate 1	Standard Shared Bedroom	\$11,698	\$12,020	\$322
Stamford Rate 2	Premium Shared Bedroom	\$14,188	\$14,578	\$389
Stamford Rate 3	Penthouse Shared Bedroom	\$14,818	\$15,226	\$408

Storrs Campus Dining Rates				
Rate	Plan Type	FY25	FY26	Dollar Increase
Rate 1	Ultimate	\$6,840	\$7,028	\$188
Rate 2	Value	\$6,530	\$6,710	\$181
Rate 3	Custom	\$6,192	\$6,362	\$170

FY26 Fee Proposal



Student Town Hall

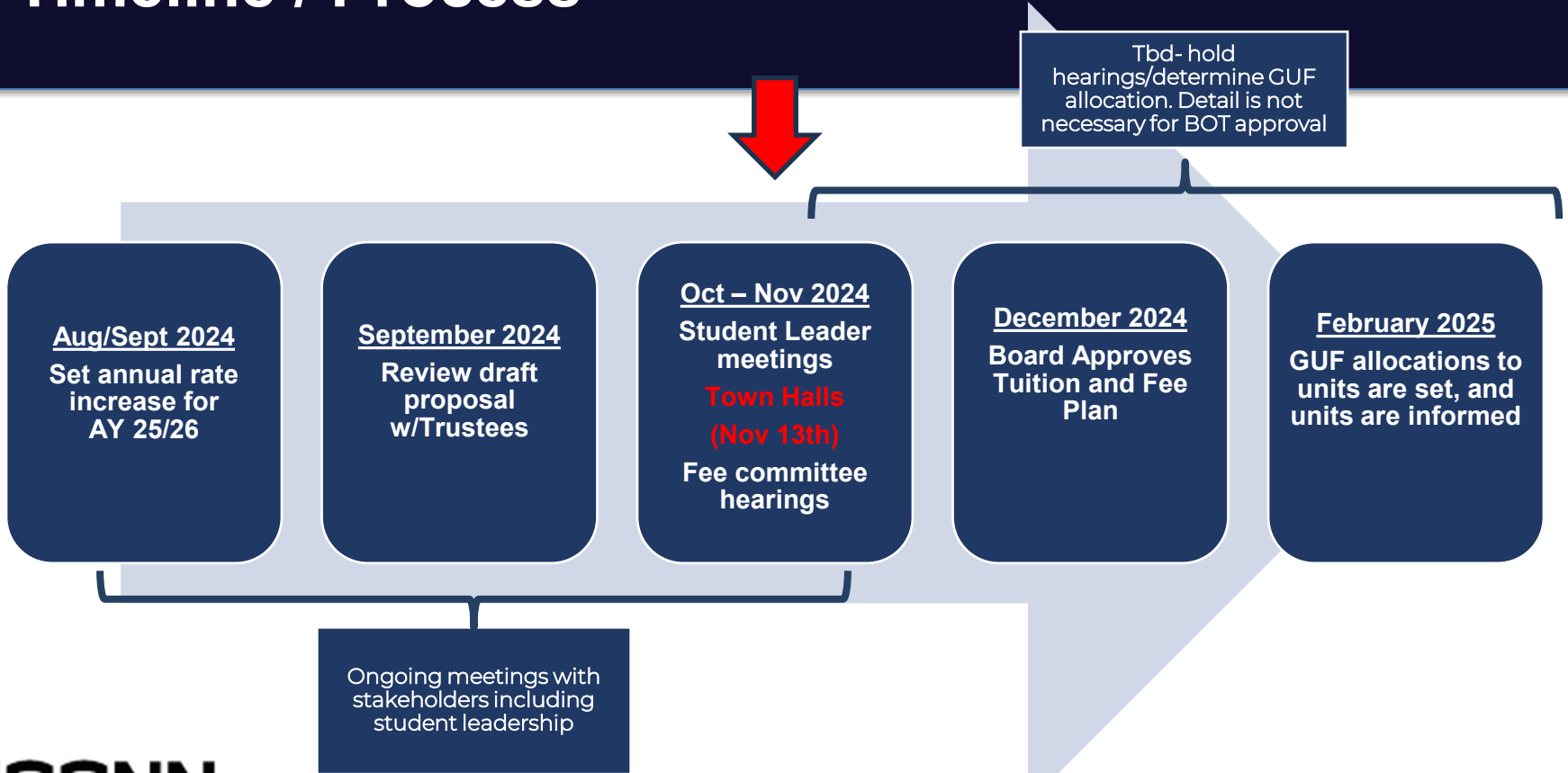
November 13, 2024

UConn

Goals and Considerations

- For academic year '25/26, the administration will present a one-year rate proposal to hold tuition flat and minimal fee increases to keep pace with rising costs. (Storrs UG proposal = \$292 vs \$520 required to eliminate subsidy)
- Tuition has not been held flat since the year 2000; a pause will slow the growth of the tuition rate to ensure that UConn remains an economic value for students and families.
- The University will continue to address significant budget deficits in the next year, but covering this gap with tuition alone is not a viable strategy.
- We will work to identify opportunities to increase revenues through enrollment growth, philanthropy, and external grants and partnerships while working to reduce costs.
- The necessary resources will be provided to maintain high-quality education and student support services.

Timeline / Process



General University Fee

The fee supports student-related programs and institutional services of those programs

- Athletics, including Student Tickets
- Career Development Center
- Jorgensen Performing Arts Center
- Marching Band
- One Card
- Student Activities
- Cultural Centers

Last Rate Change: 2024

Current Rate: \$1,570/ \$124/ \$1,072

Proposed Rate: \$1,668/ \$132/ \$1,170
(Storrs/Regional/Graduate)



Proposal Summary

Estimated Expenses	\$37M
Required Fee Increase	\$250
<u>Proposed Fee Increase</u>	
Storrs Undergrad	\$98
Regional Undergrad	\$8
Storrs Graduate	\$98

SASFAC will hold budget hearings in November 2024 with GUF-supported units and make allocation recommendations in January 2025.

Student Health and Wellness

Student Health and Wellness offers a comprehensive set of services to ensure the health and well-being of our students

- Immediate Care
- Alcohol and other Substance Support
- Allergy Clinic
- Injury & Illness

- Pharmacy
- Preventive Care & Health Screenings
- Radiology
- Recovery Support Services
- Sexual Health & Reproductive Care
- Sports Medicine
- Travel Medicine
- Immunizations
- Lab Testing
- Mental Health
- Nutrition
- Overnight Care



Proposal Summary	
Estimated Expenses	\$25M
Required Fee Increase	\$107
Proposed Fee Increase	
Storrs Undergrad	\$80
Regional Undergrad	\$8
Storrs Graduate	\$80

Last Rate Change: 2024
Current Rate: \$776/ \$80/ \$776
Proposed Rate: \$856/ \$88/ \$856
(Storrs/Regional/Graduate)

Infrastructure Maintenance Fee

The University continues to make improvements to campus and modernize its infrastructure

Infrastructure Maintenance Fee

- Directly supports maintenance costs for classrooms, buildings, and infrastructure and payments towards select debt-financed infrastructure improvements
- Preventative maintenance of assets is required to drive down operational expenses

Last Rate Change: 2024

Current Rate: \$618/ \$618/ \$618

Proposed Rate: \$688/ \$688/ \$688
(Storrs/Regional/Graduate)



Proposal Summary

Estimated Expenses	\$18M
Required Fee Increase	\$70
<u>Proposed Fee Increase</u>	
Storrs Undergrad	\$70
Regional Undergrad	\$70
Storrs Graduate	\$70

Transit Fee



Students can ride on campus or across the State

Transit Fee

- Funds campus shuttle bus service.
- Students receive access to the State's UPass program, which provides free CT Transit passes for train and bus service throughout the State.

Last Rate Change: 2024
 Current Rate: \$194/ \$54/ \$194
 Proposed Rate: \$212/ \$58/ \$212
 (Storrs/Regional/Graduate)

Proposal Summary

Estimated Expenses	\$6M
Required Fee Increase	\$39
<u>Proposed Fee Increase</u>	
Storrs Undergrad	\$18
Regional Undergrad	\$4
Storrs Graduate	\$18

Technology Fee

Technology Fee

Provides all students with:

- Classroom technology for multi-modal learning
- Software for teaching and learning
- Microsoft 365
- Media-related library services


Last Rate Change: 2024

Current Rate: \$184/ \$184/ \$184

Proposed Rate: \$204/ \$204/ \$204
(Storrs/Regional/Graduate)

Classroom upgrades provide professors the ability to instruct hybrid audiences

Typical Classroom Before



Typical Classroom After



Proposal Summary

Estimated Expenses	\$7M
Required Fee Increase	\$54
<u>Proposed Fee Increase</u>	
Storrs Undergrad	\$20
Regional Undergrad	\$20
Storrs Graduate	\$20

Student Activity Fees

The Student Activity and Student Government Fees fund student activities directly and are not included in the University's operating budget.

As part of the student fee process, the recommended fee increase may be less than the indicated amounts or may not be increased at all. In some instances, campuses or groups might choose not to request an increase.

Proposal Summary	'24-25	Proposed CAPPED Increase '25-26
Storrs (Student Activity Fee)	\$192	\$198
Regional (Student Government Fee)	\$60/\$70/\$80	\$62/\$72/\$82
Graduate (Student Activity Fee)	\$32	\$34



Current Student Government Fees by Campus:
Hartford (\$60), Avery Point and Waterbury (\$70) and Stamford (\$80)

Housing and Dining

A 2.75% increase to the lowest housing rate will be used for continued investment in the on-campus housing program. All dining rates will increase by 2.75%. A full rate schedule will be available in December



Rankings by total Room and Board Rates AY24/25				
	School	Room Rate	Board Rate	Room & Board
(1)	Northeastern University	\$ 12,688	\$ 8,600	\$ 21,288
(2)	Boston University	\$ 12,180	\$ 6,840	\$ 19,020
(3)	Stony Brook	\$ 11,588	\$ 7,192	\$ 18,780
(4)	Fordham University	\$ 11,000	\$ 7,660	\$ 18,660
(5)	Boston College*			\$ 17,930
(6)	Quinnipiac University*			\$ 17,260
(7)	University of Massachusetts	\$ 9,062	\$ 7,647	\$ 16,709
(8)	University of Maryland	\$ 9,562	\$ 6,097	\$ 15,659
(9)	University of Delaware	\$ 8,740	\$ 6,646	\$ 15,386
(10)	University of Rhode Island	\$ 9,110	\$ 5,350	\$ 14,460
(11)	University of Connecticut	\$ 7,850	\$ 6,530	\$ 14,380
(12)	Rutgers University*			\$ 14,376
(13)	University of North Carolina	\$ 7,736	\$ 6,068	\$ 13,804
(14)	University of Vermont*			\$ 13,776

*do not report split between room and board

Visa Compliance Fee



The Visa Compliance Fee is paid by enrolled students on university-sponsored F-1 and J-1 visas. It supports the costs of services provided to international students at Storrs and regional campuses.

- ❑ Graduate students who hold Graduate Assistantships and exchange students attending UConn through bilateral exchange agreements are exempt from the fee.
- ❑ Increase from \$350/semester to \$450/semester or \$200 per academic year.
- ❑ The Visa Compliance Fee has not increased since its inception in 2017.
- ❑ Results in an annualized increase of 3.2% over the eight years since the fee's inception.

Undergraduate Storrs

Proposal:

- ❑ Tuition will remain unchanged. Various fees will increase and be allocated to student support services, including SHaW, GUF, transit, and the student activity fee.
- ❑ The Infrastructure Maintenance Fee (IMF) and Technology Fee will increase to reflect rising facility and technology costs.
- ❑ The lowest housing and dining options will increase by 2.75%.

Academic Year	'24-25	Proposed '25-26	Change
Tuition (In-State)	\$17,010	\$17,010	\$0
General University Fee	1,570	1,668	98
Student Health Services	776	856	80
Student Recreation Center Fee	500	500	0
Infrastructure Maintenance Fee	618	688	70
Technology Fee	184	204	20
Transit Fee	194	212	18
Student Activity Fees	192	198	6
Total, Commuting Student (In-State)	\$21,044	\$21,362	\$292 / 1.4%

Total, Commuting Student (Out-of-State)	\$43,712	\$44,004	\$292 / 0.7%
--	-----------------	-----------------	---------------------

Regular Double Room/ Value Meal Plan	\$14,380	\$14,776	\$396
Total, On-Campus Student (In-State)	\$35,424	\$36,112	\$688 / 2.0%

Total, On-Campus Student (Out-of-State)	\$58,092	\$58,780	\$688 / 1.2%
--	-----------------	-----------------	---------------------

Undergraduate Regionals

Proposal:

- ❑ Regional Campus students will see a \$112 increase for commuting students.
- ❑ Tuition will remain unchanged.- Various fees will increase and be allocated to student support services, including SHaW, GUF, transit, and the student activity fee.
- ❑ The Infrastructure Maintenance Fee (IMF) and Technology Fee will increase to reflect rising facility and technology costs.

Academic Year	'24-25	Proposed '25-26	Change
Tuition (In-State)	\$17,010	\$17,010	\$0
General University Fee	124	132	8
Student Health Services	80	88	8
Infrastructure Maintenance Fee	618	688	70
Technology Fee	184	204	20
Transit Fee	54	58	4
Student Government*	70	72	2
Total, Commuting Student (In-State)	\$18,140	\$18,252	\$112 / 0.7%

Total, Commuting Student (Out-of-State)	\$40,808	\$40,920	\$112 / 0.3%
--	-----------------	-----------------	---------------------

*Student Government Fees are different at Hartford (\$60) and Stamford (\$80)

Housing available at Stamford Campus - rates will be available in December

Graduate Storrs

Proposal:

- ❑ Tuition will remain unchanged. Various fees will increase and be allocated to student support services, including SHaW, GUF, transit, and the student activity fee.
- ❑ The IMF and Technology Fee will increase to reflect rising facility and technology costs.

Academic Year	'24-25	Proposed '25-26	Change
Tuition (In-State)	\$19,512	\$19,512	\$0
General University Fee	1,072	1,170	98
Student Health Services	776	856	80
Student Recreation Center Fee	400	400	0
Infrastructure Maintenance Fee	618	688	70
Technology Fee	184	204	20
Transit Fee	194	212	18
Student Activity Fee	32	34	2
Graduate Matriculation Fee	84	84	0
Total, Commuting Student (In-State)	\$22,872	\$23,160	\$288 / 1.3%

Total, Commuting Student (Out-of-State)	\$44,784	\$45,072	\$288 / 0.7%
--	-----------------	-----------------	---------------------

Room Fee (Rate 4*) / Value Board	\$16,360	\$16,810	\$450
Total, On-Campus Student (In-State)	\$39,232	\$39,970	\$738 / 1.9%

Total, On-Campus Student (Out-of-State)	\$61,144	\$61,882	\$738 / 1.3%
--	-----------------	-----------------	---------------------

Note- GAs receive waivers/credit for:

- ❑ IMF, GUF (\$600), Student Recreation, and the Graduate Matriculation Fee.
- ❑ GAs will see a \$218 increase, 1.0% for in-state and 0.5% for out-of-state commuters.

Fall GA Headcount	FY19	FY24	Change
Research/Other	657	848	29%
Teaching	1,215	1,265	4%
Total Graduate Assistants	1,873	2,113	13%

Summary of Fees

Undergraduate Storrs	Undergraduate Regionals	Graduate Tuition Based Storrs	Graduate Tuition Based Regionals	Professional Based Programs
(Undergraduate Storrs Rate Schedule) Slide 12	(Undergraduate Regional Rate Schedule) Slide 13 Technology and IMF are equal to Storrs. All others at a reduced rate from Storrs or excluded from regionals	(Storrs Rate Schedule) Slide 14 IMF and Technology are equal to Undergraduate Storrs, and all others are reduced. GAs receive specific waivers	Slide 15 Pay fees based on the regional campus graduate rate. A limited number of programs fall under this rate schedule	Professional-based programs pay a comprehensive per-credit rate. No additional fees are assessed to these fee-based programs* *IMF is embedded in some business program fees.

Professional Programs

School of Business – Professional Programs per Credit			
Academic Year	'24-25	Proposed '25-26	Change
MBA	\$1,150	\$1,200	\$50
MS in Human Resource Management	\$1,150	\$1,200	\$50
MS in Social Responsibility Impact in Business	\$1,150	\$1,200	\$50
ABC in Digital Marketing Strategy	\$1,150	\$1,200	\$50
ABC in Health Care Analytics	\$1,150	\$1,200	\$50
ABC in Health Care Finance and Insurance	\$1,150	\$1,200	\$50
ABC in Human Resource Management	\$1,150	\$1,200	\$50
Certificate in Corporate and Regulatory Compliance	\$1,150	\$1,200	\$50
Long-term Health Care Management Certificate	\$1,150	\$1,200	\$50
MS in Accounting (MSA)	\$1,075	\$1,125	\$50
Accounting Fundamentals Certificate (AFC)	\$1,075	\$1,125	\$50
Advanced Business Certificate (ABC) in Accounting Analytics	\$1,075	\$1,125	\$50

Appendix

Inflation			
Year	HEPI	CPI	National Rental
2013	1.6%	1.50%	2.70%
2014	3.0%	1.60%	5.62%
2015	2.0%	0.10%	3.58%
2016	1.3%	1.30%	6.63%
2017	3.4%	2.10%	4.69%
2018	2.9%	2.40%	2.61%
2019	2.5%	1.80%	5.63%
2020	2.0%	1.20%	16.60%
2021	2.7%	4.70%	13.50%
2022	5.2%	8.00%	12.20%
2023	4.0%	4.10%	3.80%
2024	3.4%	3.20%	3.50%